



User Manual

Flow Meter Enclosure

Model: ACC000501



Notices

Please read this manual in full and carefully observe the notes and instructions before and during installation, operation and maintenance. The manufacturer cannot be held liable for any damage which occurs as a result of noncompliance with this manual.

Do not tamper with device. Should the device be tampered with in any manner other than a procedure which is described and specified in this manual, the warranty is cancelled and the manufacturer is exempt from liability.

The product is designed exclusively for the described application. Use of this product in conditions not specified in this manual or, contrary to the instructions provided by the manufacturer, is considered improper handling of the product and will void your warranty. The manufacturer will not be held liable for any damages resulting from improper use of the product.

This manual should be read carefully by relevant personnel and the end user. This manual should be kept with the product and be made available as needed. **Once you install or use the product, you accept that you have read, understood and complied with this manual.**

Compressed Air Alliance endeavours to make the content of this manual correct, but is not responsible for omissions or errors and the consequences caused. In case of any doubts or questions regarding this manual or the product, please contact Compressed Air Alliance.



Warnings

Ignoring the warnings can lead to serious injury and/or cause damage!

When handling, operating or carrying out maintenance on this product, personnel must employ safe working practices and observe all local health & safety requirements and regulations.

Improper operation or maintenance of this product could be dangerous and result in an accident causing damage to machinery or injury or death.

The manufacturer cannot anticipate every possible circumstance which may represent a potential hazard. The warnings in this manual cover the most common potential hazards and are therefore not all-inclusive. If the user employs an operating procedure, an item of equipment or a method of working which is not specifically recommended by the manufacturer they must ensure that the product will not be damaged or made unsafe and that there is no risk to persons or property.

NEVER CHANGE ORIGINAL COMPONENTS WITH ALTERNATIVES.

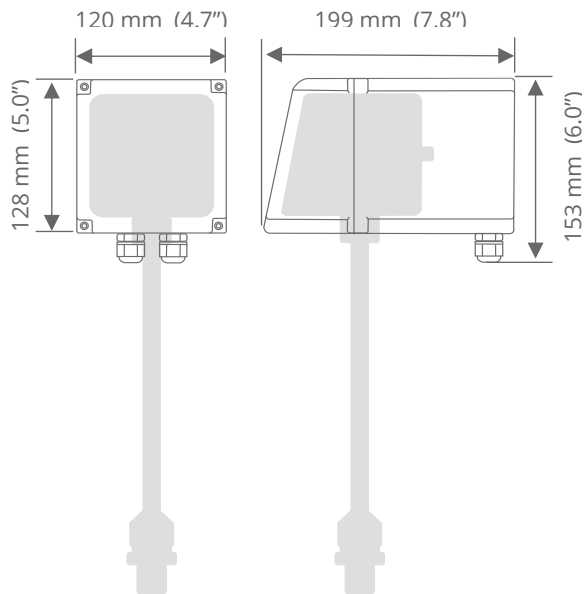
About the Flow Meter Enclosure

This transparent enclosure is suitable for use with Compressed Air Alliance Flow Meters.

The enclosure protects the flow meter head from water, dust and moisture. The enclosure is quick to install and easy to disassemble. It is suitable for indoor and outdoor use.

Specifications


Flow Meter Enclosure		
Material	Transparent PC	
Working Environment	-20°C to +80°C	-4°F to +176°F
Protection	IP66	



Installation

Step 1

Unscrew face panel



Step 2

Check seal is in place




Step 4

Remove gland nut and seals



Step 5

Feed data cable through gland, seals and nut. Tighten nut slightly



Step 6



Check / adjust sensor settings **before** attaching face plate

Screw data cables to connectors

Attach face panel and screw together

Tighten glands



Warranty

Compressed Air Alliance provides a 12-month warranty for all products. The warranty covers materials and workmanship under the stated operating conditions from the date of delivery. Please report any findings immediately and within the warranty time.

If faults occur during the warranty period Compressed Air Alliance will repair or replace the defective unit, without charge for repair labour and material costs but there is a charge for other services such as labour to remove or reinstall the instrument, transport and packing. Warranty repairs do not extend the period of warranty.

The following damage is excluded from this warranty:

- Improper use and non-adherence to the user manual.
- Use of unsuitable accessories.
- Normal wear and tear
- External influences (e.g. damage caused by vibration, damage during transportation, excess heat or moisture).

The warranty is cancelled when one of the following situations occurs:

- The user opens the measurement instrument without a direct request written in this manual.
- Repairs or modifications are undertaken by third parties or unauthorised persons.

Other claims, especially damage occurring on the outside of the enclosure (eg dents, marks), are not included unless responsibility is legally binding.

This page is left blank intentionally



Compressed Air Alliance Pty Ltd

Address: 2/7 Narabang Way, Belrose NSW 2085, Australia

E-mail: sales@compressedairalliance.com

Website: www.compressedairalliance.com